

Goonhavern Primary School- Art

TOPIC: What did the Romans do for us?



YEAR: 4



STRAND: Printing, Drawing and Artists


What should I know already?	What will I know by the end of the unit?	
<p>Printing</p> <ul style="list-style-type: none"> Use paint and printing to create repeated patterns Mix a variety of colours and know which primary colours make secondary colours Print using a variety of materials, objects and techniques including layering Talk about the processes used to produce a simple print <p>Drawing</p> <ul style="list-style-type: none"> Use sketchbook to collect and record information, famous artwork, annotations and drawn ideas Start to draw for a sustained amount of time at my own level Line- make marks and lines with a wide range of drawing implements, including different grades of pencil Tone- apply different tones by drawing in a different way Texture- create texture with a wider range of drawing implements Shape- use of symmetry and shape in artwork <p>Artists</p> <ul style="list-style-type: none"> Find out about the work of different artists, craft makers and designers Make links to own artwork Investigate different cultures 	Drawing	<ul style="list-style-type: none"> Use sketchbook to collect and record information, famous artwork, annotations and drawn ideas Draw for a sustained amount of time at my own level Line- experiment with different grades of pencil and other implements to create lines and marks Tone- apply different grades of pencil to achieve variation in tone Texture- apply simple use of pattern and texture in drawings Shape- begin to show awareness of shapes having a third dimension
	Painting	<ul style="list-style-type: none"> Experiment with different effects and textures according to what they need for the task Mix colours to create own desired colours, using more specific colour language e.g. tint, tone, shade, hue Interpret music, stories, poems and other stimuli in artwork Show increasing independence and creativity with the painting process Be able to produce a lino print
	Work of other artists	<ul style="list-style-type: none"> Find out about the work of different artists, craft makers and designers Make links to their own artwork Investigate different cultures
	Evaluation	<ul style="list-style-type: none"> Evaluate my work and that of other artists using the language of art, craft and design

Vocabulary

Andy Warhol	(1928-1987) American artist who was a leading figure in the Pop Art movement	pattern	A repeated decorative design
artist	A person who creates art as a profession or hobby	printing	A technique used to create an image using a reusable carved stamp. There are different types of printing.
blending	Mixing two or more colours to soften lines	score	Marked lines where two pieces will be joined together
blocking	Painting in simple blocks, or shapes, of colour	sculpt	To make a 3-D piece of art by casting, chiselling or constructing

clay	A stiff, sticky earth that can be moulded when wet and is then dried to make pottery	scumbling	Creating controlled scribbled marks
craft makers	People who are skilled at making things by hand	shade	A colour mixed with black to make it darker
designers	People who plan the look of something before it is made	shape	The outside line of something
details	Minor decorative features	sketch	A quick, rough drawing
evaluate	To make a judgement or have an opinion about	slip	A liquid that joins clay
hatching	An artistic technique used to create tonal or shading effects by drawing closely spaced parallel lines	stippling	Small, distinct dots of colour are applied in patterns to form an image
join	To link or connect materials	technique	A way of doing something
line	A long narrow mark or band	texture	The feel or appearance of a surface
linograph print	A type of printing where a design is etched into a reusable surface	tone	The lightness or darkness of a colour
medium	Refers to the different materials that can be used to create a piece of art	observational drawings	A visual representation of something an artist sees
mixed media	A picture created using more than one medium	pastels	Crayons made from powdered pigments

Image/diagram that helps me to articulate my knowledge/understanding	Investigate!
<p>Andy Warhol biographical information: https://www.tate.org.uk/art/artists/andy-warhol-2121</p>  	<p>Printing and Other Artists</p> <ul style="list-style-type: none"> Analyse and evaluate the work of Andy Warhol with a particular focus on portraits of famous icons Research famous Roman figures, investigating why they were famous and how this relates to colour and style choice for a new print Learn new printing techniques Create a lino print of a key Roman figure based on research Examine the use of pattern in Roman designs <p>Drawing</p> <ul style="list-style-type: none"> Children will learn the importance of quick, observational fieldwork sketches to then work with later on Observational drawings in sketchbooks based on plants



Goonhavern Primary School

TOPIC: What did the Romans do for us?

YEAR: 4

STRAND: Printing, Drawing and Artists

Q1: What type of art is Andy Warhol famous for?	Start of Unit	End of Unit	Q3: What is a sketch?	Start of Unit	End of Unit
Mosaic			A detailed drawing		
Pop art			A quick drawing		
Photography			A drawing done in pen		
Sculpture			A painting		
Q2: What does shade mean?	Start of Unit	End of Unit	Q4: What is a linograph print?	Start of Unit	End of Unit
To add black to make a colour darker			A print made up of just lines		
To make something more grey			A type of printing where the design is etched into wood		
To make a colour lighter			A type of printing where a design is etched into a reusable surface		
To colour something in			A print that is represents a graph		